

Municipality of Bury

Financial Report 2021

May 8, 2023

Mr. Denis Savage, mayor
Mrs. Louise Brière, director general



Table of content

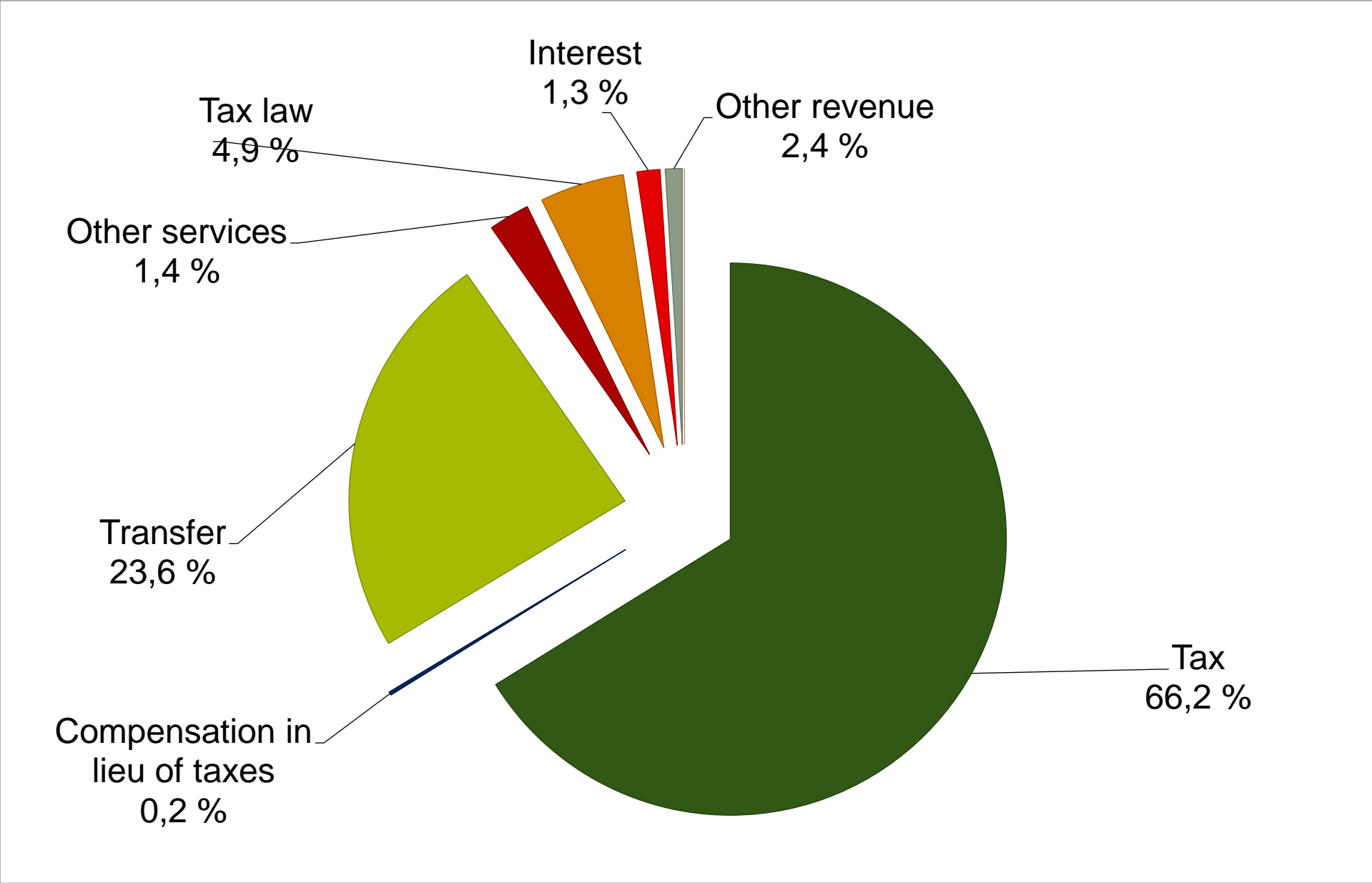
• Summary of operating revenue	3
• Summary of expenses	5
• Summary of results	7
• Unaffected operating surplus	8
• Summary of capital acquisitions	9
• Summary balance sheet	10
• Summary of accumulated surplus	11
• Net long-term debt of the municipal administration	12
• Overall tax rate	14



Summary of operating revenue

Operating revenue	Budget 2021 (\$)	Achievements 2021 (\$)	Achievements 2020 (\$)
Tax	1 490 916	1 580 261	1 518 942
Compensation in lieu of taxes	3 905	4 907	5 260
Transfer	525 834	571 584	593 665
Other services	107 947	57 388	11 791
Tax law	117 350	118 113	101 812
Fines and penalties	-	3 904	-
Interest	15 500	32 331	27 364
Other revenue	15 296	23 672	32 421
Total of revenues	2 276 748	2 392 160	2 291 255

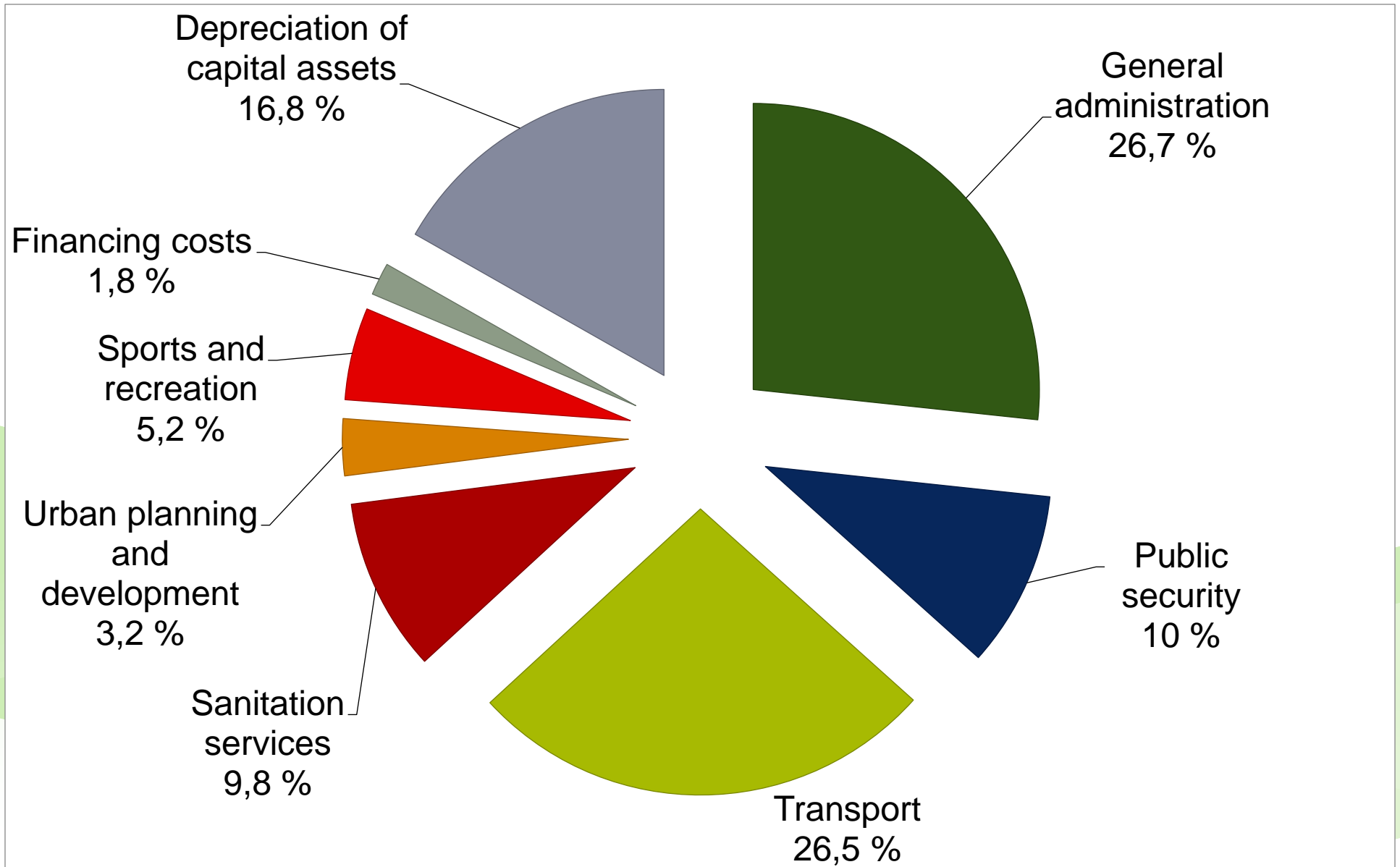
Summary of operating revenue – Distribution 2021



Summary of expenses

Expenses	Budget 2021 (\$)	Achievements 2021 (\$)	Achievements 2020 (\$)
General administration	635 626	661 183	526 090
Public security	256 127	246 633	261 966
Transport	663 317	656 807	653 938
Sanitation services	236 934	242 703	275 886
Urban planning and development	78 168	79 444	60 437
Sports and recreation	144 301	129 329	137 522
Financing costs	44 990	45 507	52 398
Amortization of capital assets	-	415 714	400 279
Total expenses	2 059 463	2 477 320	2 368 516

Summary of expenses – Distribution 2021



Summary of results

	Budget 2021 (\$)	Achievements 2021 (\$)	Achievements 2020 (\$)
Operating revenue	2 276 748	2 392 160	2 301 852
Expenses	(2 059 463)	(2 477 320)	(2 368 516)
Reconciling items for tax purposes			
Capital assets			
- Amortization		415 714	400 279
- Proceeds of disposal	-	2 100	5 400
- (Gain) loss on disposal		23 578	(5 400)
Financing			
- Long-term financing of the operating activities	-	-	-
- Debt refund	(177 285)	(150 863)	(95 757)
Investing activities	(40 000)	(26 230)	(171 065)
Accumulated surplus (deficit)			
- Unaffected operating surplus	-	-	-
- Operating surplus affected	-	-	-
- Reserve funds (working capital)	-	(13 457)	(6 149)
- Expenses incurred in taxing or filling	-	-	-
Operating surplus for tax purposes	0	165 682	50 047

Unaffected operating surplus

	2021 (\$)
Balance, beginning of year	360 429
Operating surplus for tax purposes	-
Operating surplus for the year for tax purposes	165 682
Balance, end of year	526 110

Summary of capital acquisitions

Projects	2021 (\$)
Building (Desjardins)	167 300
Land (Desjardins)	30 600
Cube truck	109 323
Fire station and garage works	45 699
Generator	34 255
Water entrance, path and paving repair	38 616
Road network lights	34 401
Compost bins	38 358
Various purchases	48 328
Culvert reconstruction (Tupperville Road)	9 707
Total of capital acquisitions	556 587

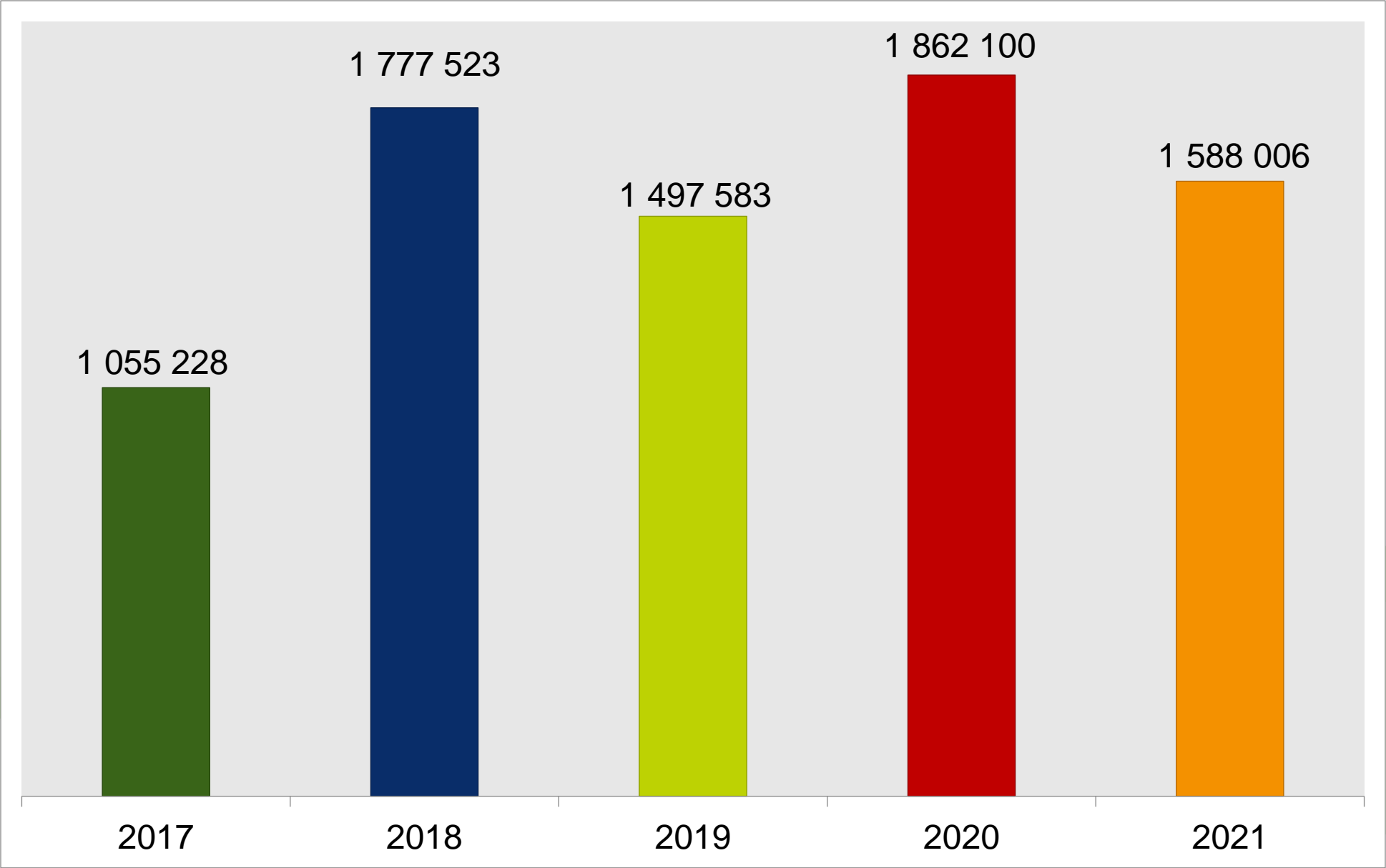
Summary balance sheet

	2021 (\$)	2020 (\$)
Financial assets	1 316 609	1 414 733
Liabilities	(2 273 801)	(2 573 840)
Net financial assets (net debt)	(957 192)	(1 159 107)
Non-financial assets	8 240 429	8 105 263
Accumulated surplus	7 283 237	6 946 156

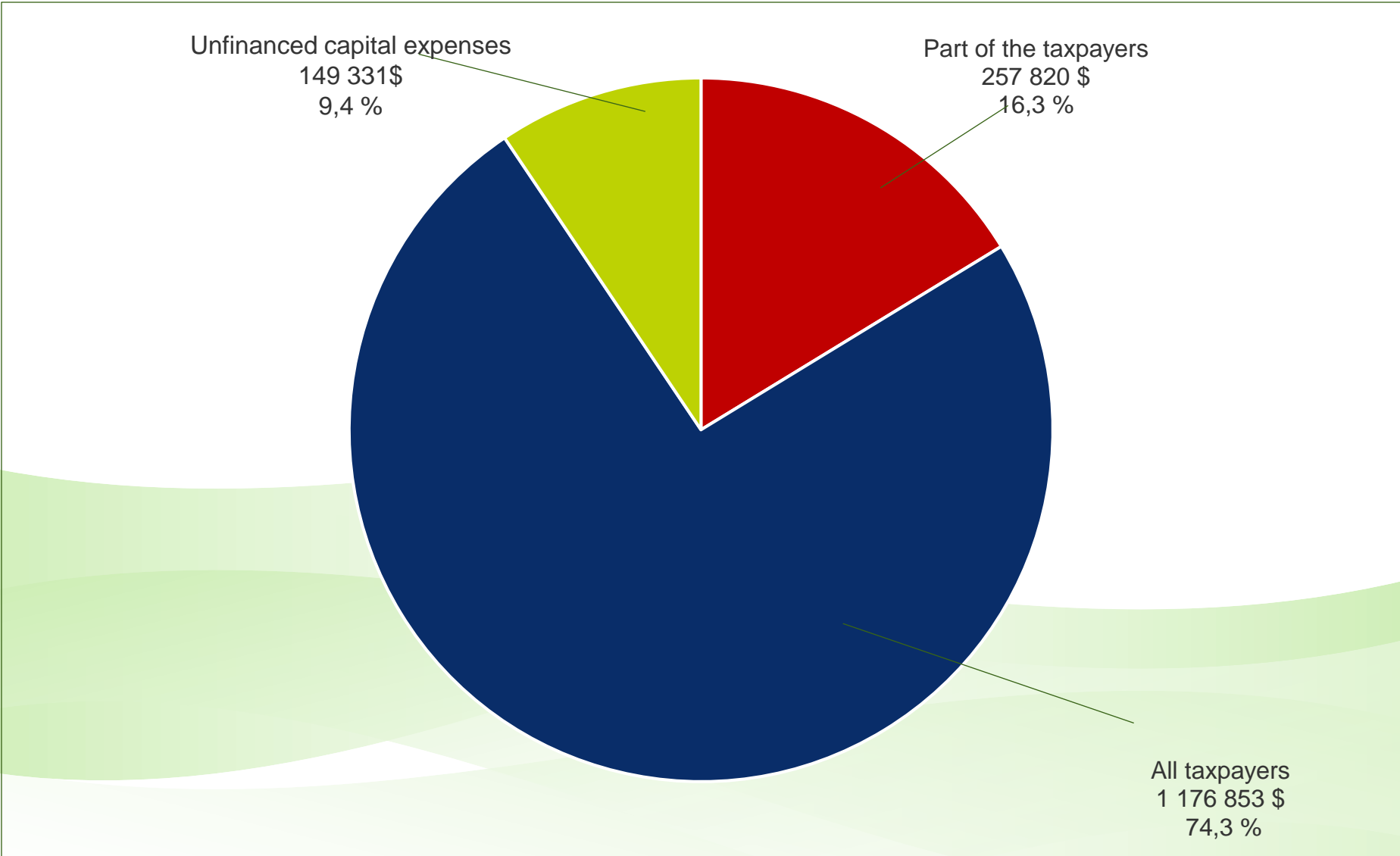
Summary of accumulated surplus

	2021 (\$)	2020 (\$)
Unaffected operating surplus	526 110	360 429
Operating surplus affected	28 839	67 197
Financial reserves and reserve funds	263 340	404 456
Expenses incurred in taxing or filling	-	-
Financing of investments in progress	(149 331)	(447 647)
Net investment in fixed assets and other assets	6 614 279	6 561 721
Accumulated surplus	7 283 237	6 946 156

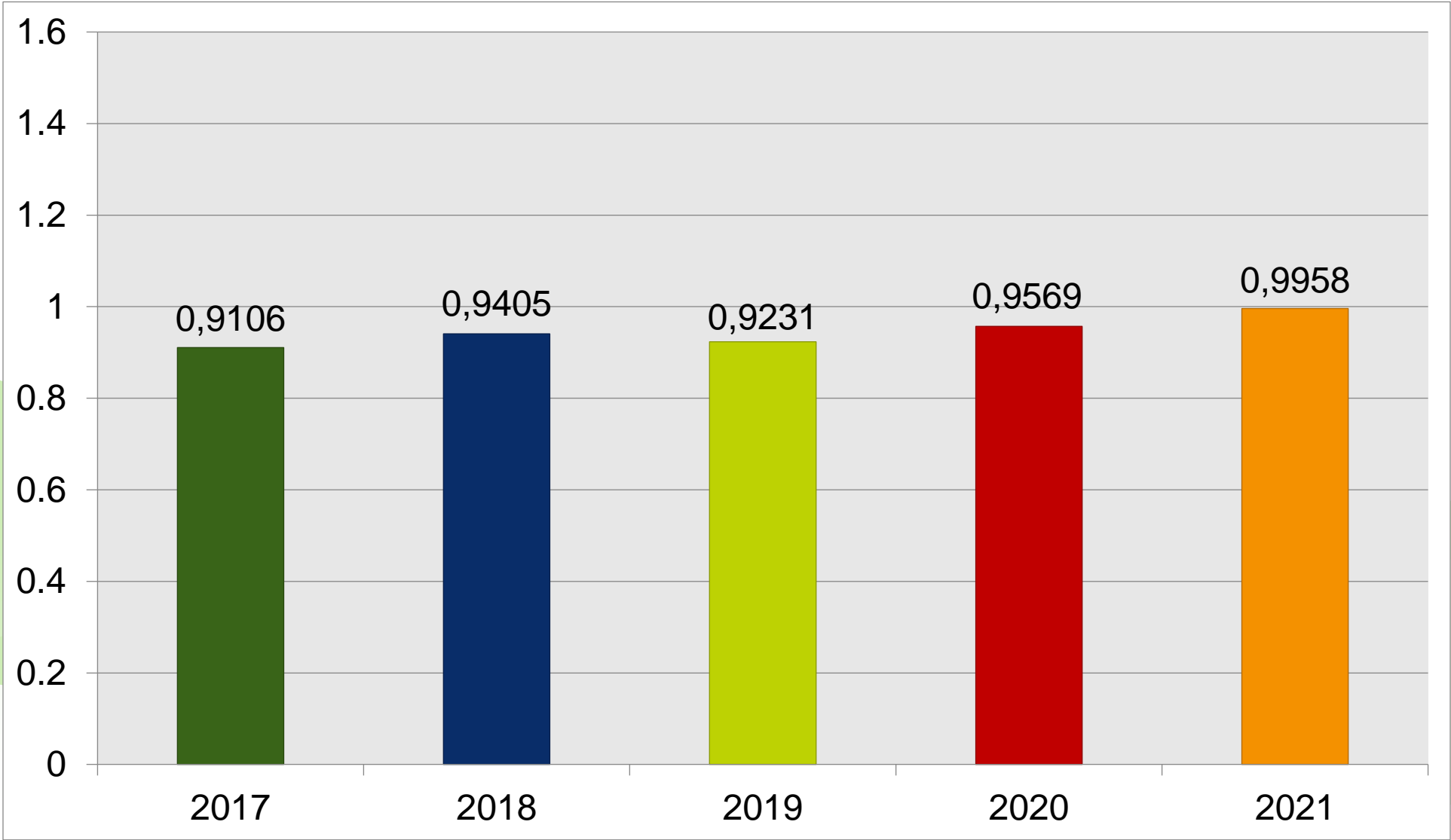
Net long-term debt of the municipal administration



Distribution of net long-term debt



Overall tax rate





Un milieu en héritage

Our Heritage, our Home